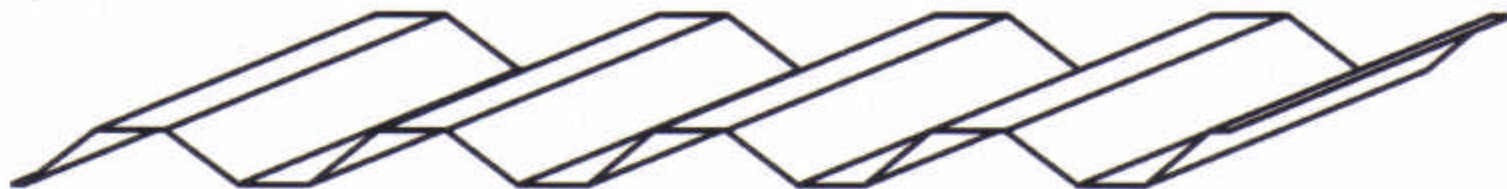



**TECNOIMPACTO, S.A. DE CV.**  
CUBIERTAS TRANSLUCIDAS DE ALTA CALIDAD




**LAMINA ACANALADA**

ESPEJOR	ANCHO STD.	LARGO STD.	COLORES STD.	TRANS. LUZ	RAD.MIN.CUR.
0.80 mm.	1.26 mts. 1.30 mts.	3.66 mts. 6.10 mts. 11.00 mts.	Cristal Bronce Opalino	90% 47% opaco	4.00 mts



**LAMINA SOLIDA**

ESPEJOR	ANCHO STD.	LARGO STD.	COLORES STD.	TRANS. LUZ	RAD.MIN.CURV.	FACTOR "U"
3.00 mm. 4.50 mm. 6.00 mm. 9.50 mm. 12.70 mm.	1.22 mts. 1.83 mts.	2.44 mts.	Cristal Gris Bronce	50/86% 50/84% 50/82% 50/79% 50/75%	0.30 mts 0.45 mts. 0.60 mts 0.95 mts. 1.27 mts.	1.05 1.01 0.96 0.88 0.82



**LAMINA SOLIDA BALISTICA**

TIPO	ESPEJOR	ANCHO STD.	LARGO STD.	COLORES STD.	TRANSM. LUZ	NIVEL PROTECC.
MP-750	19.00 mm.	0.91 mts.	1.52 mts.	Cristal	87% (cristal)	nivel B - I FEM
SP-1250	32.00 mm.	0.96 mts.	2.44 mts.	Gris	67% (cristal)	nivel C- III FEM